

STRIVE



SCAN

Fair Coordinator Training

Fall 2023

Meet the Team



Dan Saavedra

Founder
& President

📍 Chicago, Illinois

Director of Digital
Communications,
Illinois ACAC

President, Betadac
Media Digital
Marketing Agency



Zachary George

Senior Director
of College & Fair Relations

📍 Portland, Oregon

DePauw University
DePaul University
Lake Forest College
Knox College

Illinois ACAC
NACAC LGBTQ+
SIG Leader



Annie Mills

Director
of College & Fair Relations

📍 San Diego, California

DePaul University
University of Kansas
So. Cal Regional

RACC
Western ACAC
Conference Chair



Isabella Williams

Senior Associate Director
of College & Fair Relations

📍 Charlotte, North Carolina

College of Wooster

Ohio ACAC
Southern ACRAO
Conference Committee



Erin Sheehan

Associate Director
of College & Fair Relations

📍 Philadelphia, Pennsylvania

Rider University
Radford University

CIVSA
Region VI Director



Kylie Tutko


Associate Director
of College & Fair Relations

📍 Denver, Colorado

Colorado Mesa University
Regis University
University of Missouri
Denver Regional

ROAR
Executive Board
Member

Agenda

- Background
- Student Registration
- Pre-Registration Tips
- On-Site Registration Tips
- The College Rep Experience
-  Tool Kit



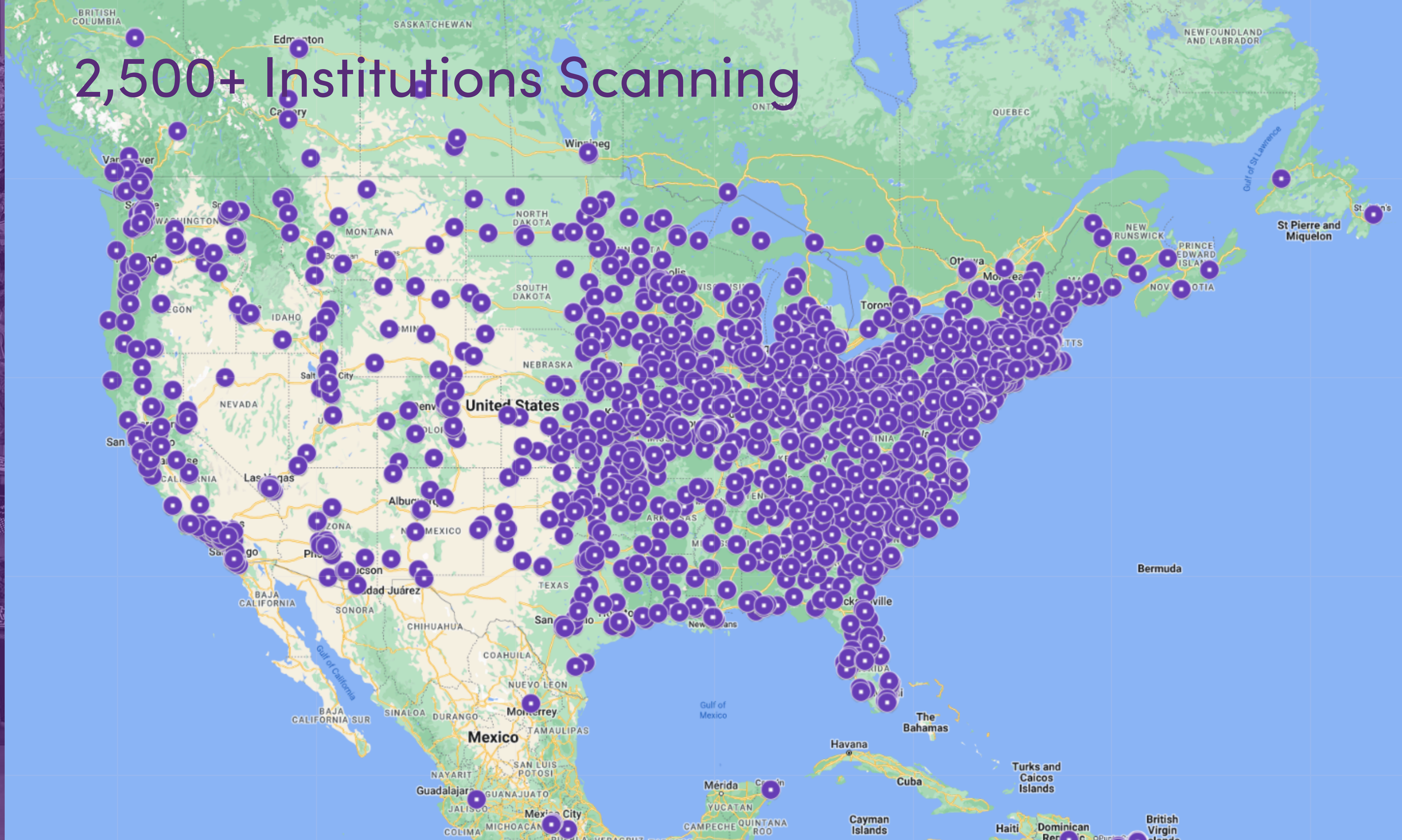
Background



- Founded in 2016 to support students, colleges and fair hosts to streamline college fairs
- 4,500+ fairs, 47 states and 72 countries
- Trusted nationwide by hundreds of school districts, associations, and organizations



2,500+ Institutions Scanning



Data Security and Privacy

Student profiles only shared with student's consent

StriveScan does not sell or share student data to other third-parties.

Advanced security technology

StriveScan has the most security features and advanced technology over any competitor

Data is encrypted using bank-grade technology

SSL encryption protects the app and website. DDOS, bot, and brute-force protection.

Data centers powered by Amazon Web Services

Same world-class infrastructure as Netflix, Airbnb, Pinterest, NASA, Kelloggs, and Expedia.

FERPA and GDPR compliant

Complies with Family Educational Rights and Privacy Act and honors GDPR requirements for EU subjects.

StriveScan team is continuously trained and knowledgeable

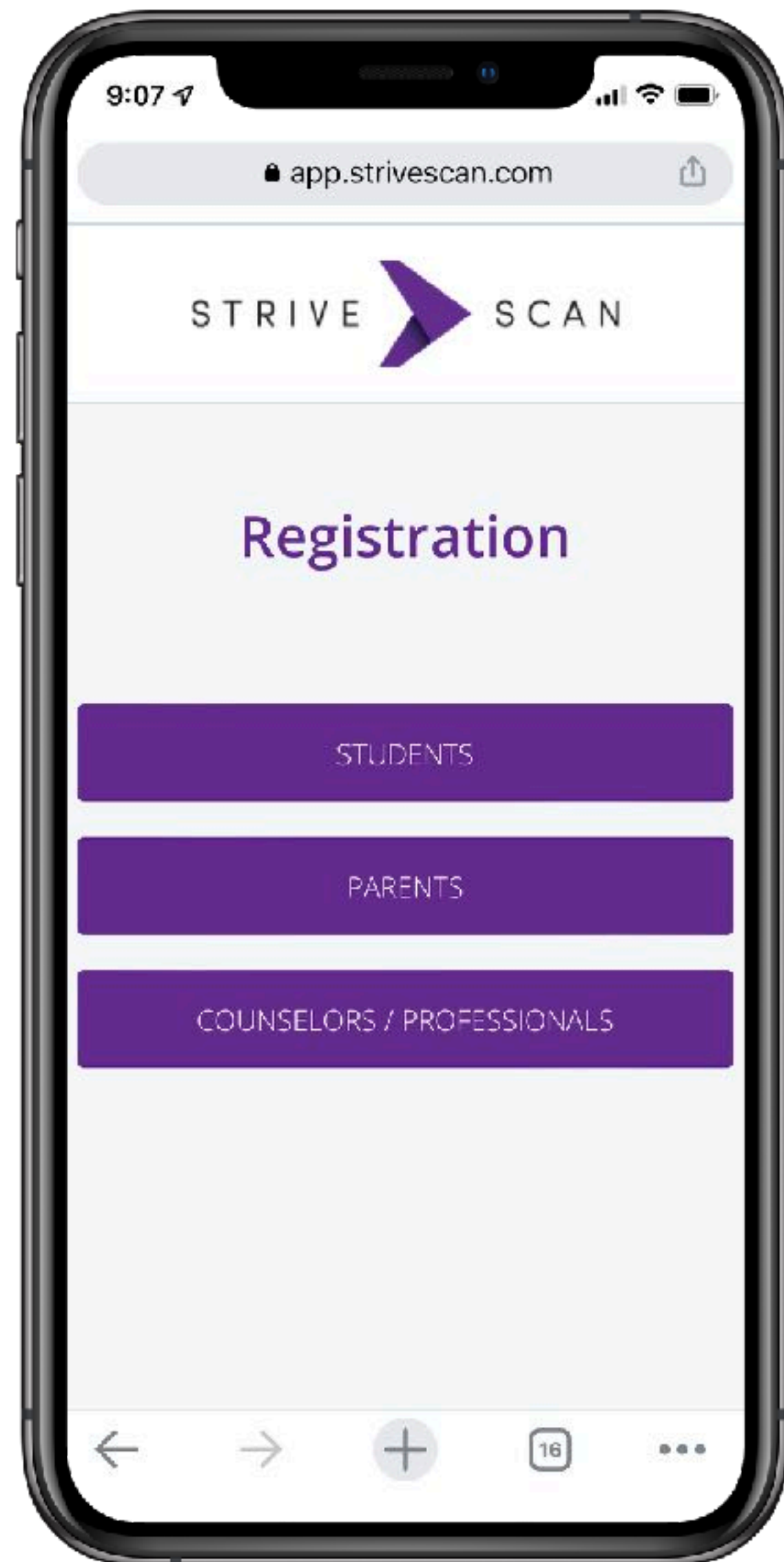
Educated on the latest technology, best practices, security threats, and legal issues surrounding data protection, privacy, and our profession.

More details: strivescan.com/privacy-security

Overview

- Students register for barcode in advance or at the door
- Texted & emailed the barcode
- Colleges scan using the StriveScan app
- Colleges can instantly view and export data
- Next day: Students receive one report of colleges

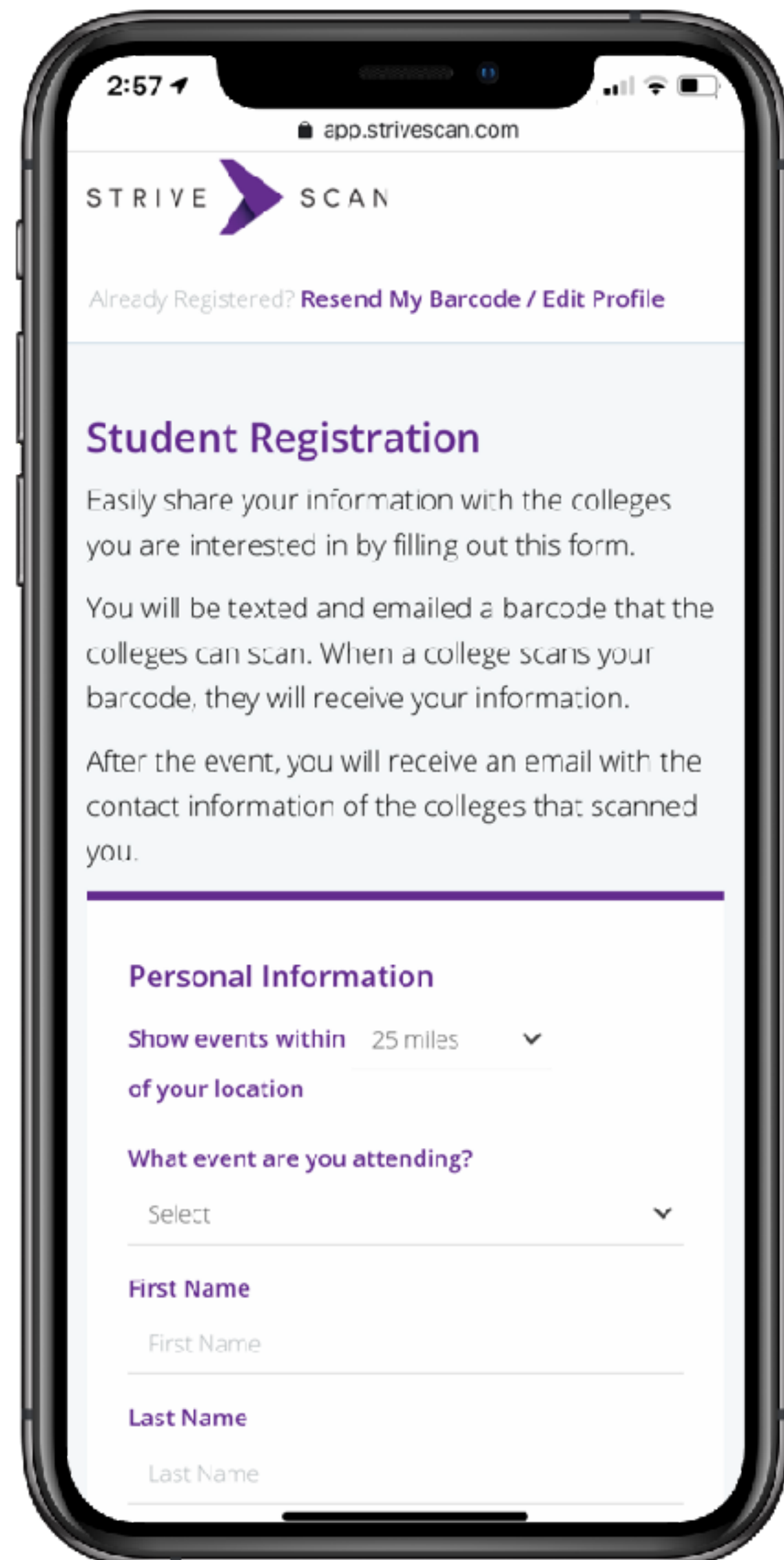
Student Registration



www.STRIVEFAIR.COM

Students, parents, or counselors can register

Student Registration



www.STRIVEFAIR.COM

No app to download: simply register on the website

Fast and easy: less than 2 minutes to get a barcode

Use any device: phone, iPad, Chromebook, etc.

Student Registration

2:57
app.strivescan.com

What event are you attending?
Select

First Name
First Name

Last Name
Last Name

Email
email@email.com

Mobile Phone
(xxx) xxx-xxxx

Text Permission
 Colleges may text me

Birthdate
MM/DD/YYYY

Address
Enter your address

Address Line 2 (optional)
Apt, Unit

City
City

State

Required

- Name
- Email
- Mobile phone
- Text messages from colleges?
- Birthdate
- Address
Google Maps auto completes the address for easy and accurate addresses
- School
Autocompletes, uses location to nearby fairs
- Grade
- College Start Semester

Student Registration

2:59

app.strivescan.com

Search for interests...

Demographics

Are you of Hispanic, Latino, or Spanish origin?
(optional)

Yes No

What is your race?
Check all that apply (optional)

American Indian or Alaskan
 Asian
 Black or African
 Native Hawaiian or other Pacific Islander
 White

Text me my Barcode
Message & data rates may apply. Reply STOP to unsubscribe.

I agree to the Terms of Service

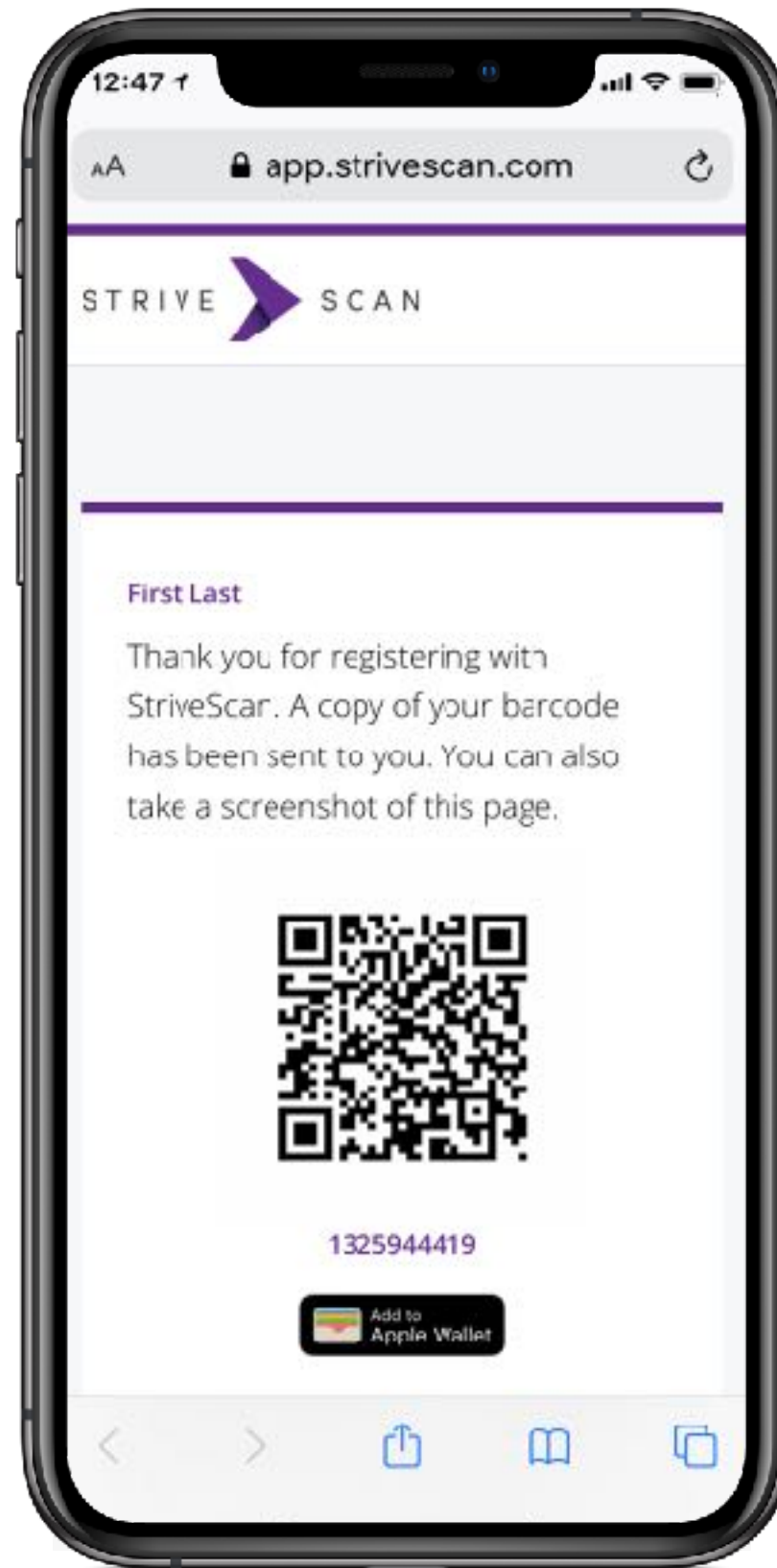
SIGN UP

[Privacy Policy](#)

Optional

- GPA
- SAT
- ACT
- Academic Interest(s)
Select from the College Board list of majors
- Ethnicity
- Race

Barcode Delivery



1. Confirmation Screen

Optional: print



2. Email

Optional: print



3. Text Message

Most popular



4. Apple Wallet

Pops up on screen during fair

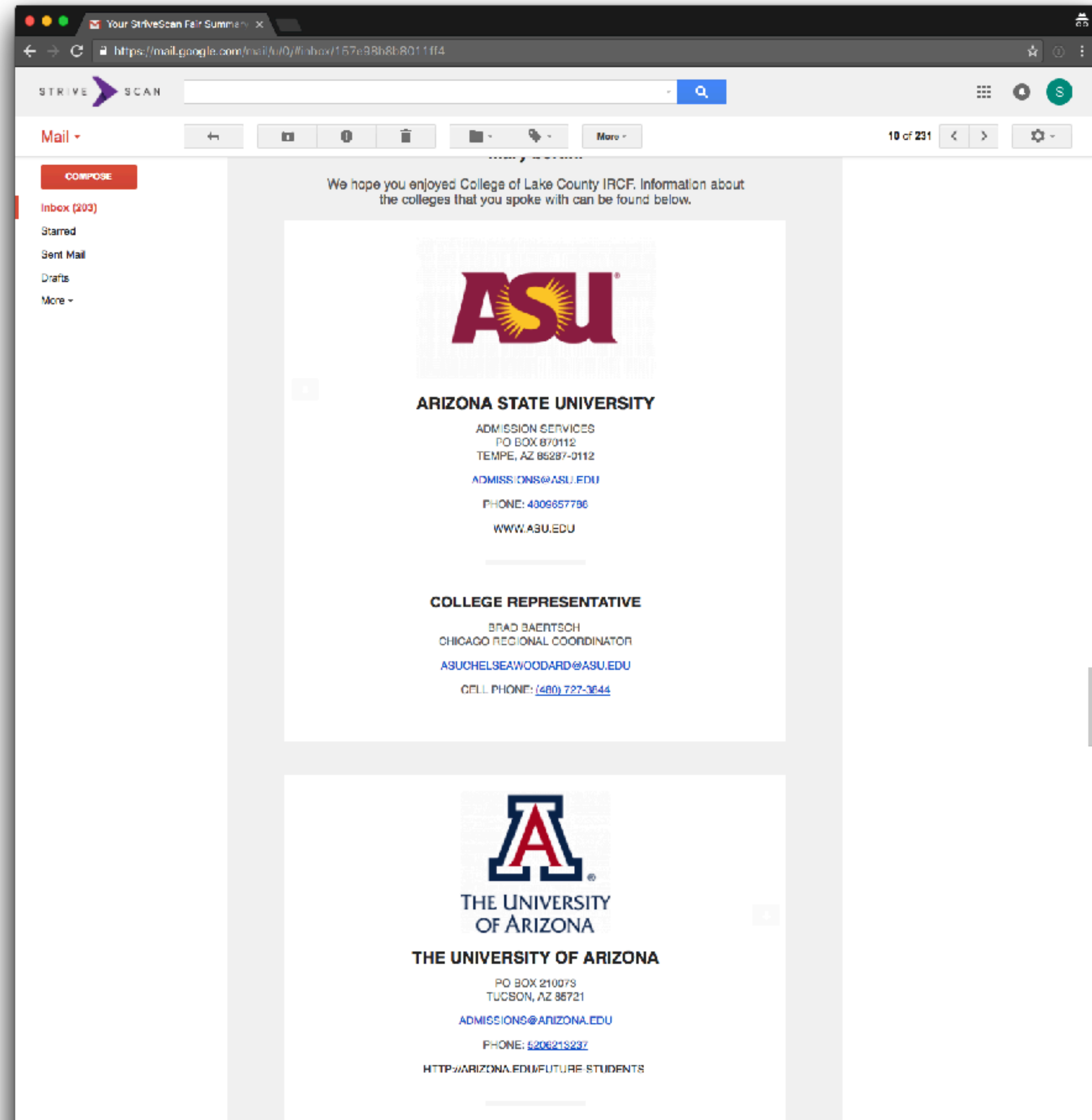
2 hours before fair:

Reminder barcode sent via Email, Text, and Apple Wallet



Student Report Email

Every student receives a report with the list of colleges they scanned with



Missed Connections

Allows students to send their info to colleges they may have missed at the fair

Or connect with them even if they couldn't attend the fair

The screenshot shows a web browser window with the URL `app.strivescan.com`. The page title is "North Central College Fair" with a subtitle: "Review the connections you made during the event and send your information to those you missed." Below the title is a search bar labeled "Search by name or location". A list of six colleges is displayed, each with a logo, name, location, and a status indicator or button:

College Logo	College Name	Location	Status/Action
	Marian University	Fond du Lac, WI	SCANNED ✓
	Winona State University	Winona, MN	INFO SENT ✓
	University of Wisconsin-Oshkosh	Oshkosh, WI	SCANNED ✓
	St. Norbert College	De Pere, WI	SEND MY INFO
	University of Wisconsin-Milwaukee	Milwaukee, WI	SCANNED ✓
	University of Wisconsin-La Crosse	La Crosse, WI	SEND MY INFO



Pre-Registration Tips

- In Class (advisory/homeroom)
- Junior Night
- Class Assignment
- Naviance/ Scoir Reminder
- Fair webpage
- Email blasts
- Texting / remind.com
- Local newspaper promotion

**Make sure you register for the college fair:
It's free, easy and saves you time
Go to www.StriveFair.com and get your barcode**

Pre-Registration Tips

Email to students / parents

 Tool Kit Highlight: 1 of 3

Greetings Students!

We hope you'll join us for our college fair on Friday, April 20th!
Please register for a barcode before the fair at www.StriveFair.com.

During the fair, colleges will scan your barcode to send you more information about their schools. The day after the fair, you will receive a report with information on colleges with whom you scanned.

Pre-Registration Tips

Coming by bus?

Spend 'travel time' getting everyone registered

Show barcodes to get off the bus

Provide handouts when issuing permission slips

Share Dashboard with your contact from neighboring schools

Rapid Registration

WWW.STRIVESCAN.COM/RAPID-REGISTRATION

Safe and Secure: FERPA Compliant

Upload Spreadsheet of student info to generate a barcode

We send students their barcode via email and counselors can get a PDF of the barcodes

Reminder barcode emailed 2 hours prior to fair

Dashboard

STRIVE SCAN Dan Saavedra
dan@strivescan.com

← My Dashboards

Minnesota ACAC | Rochester Community and Technical College EXPORT SHARE

Data refreshed 10/19/22 at 1:09 PM [Refresh](#)

Total Registered 517

- Students 499
- Parents 10
- Professionals 8

Total Attended 0

There are no scans yet.
Please check back later.

Date and Time

Friday, October 14, 2022
09:00 AM - 10:30 AM

Location

Rochester Community and Technical College
851 30th Ave SE

Fair Activity
individual scans between representatives and attendees

Registered
People registered over time

Total Registered by Class

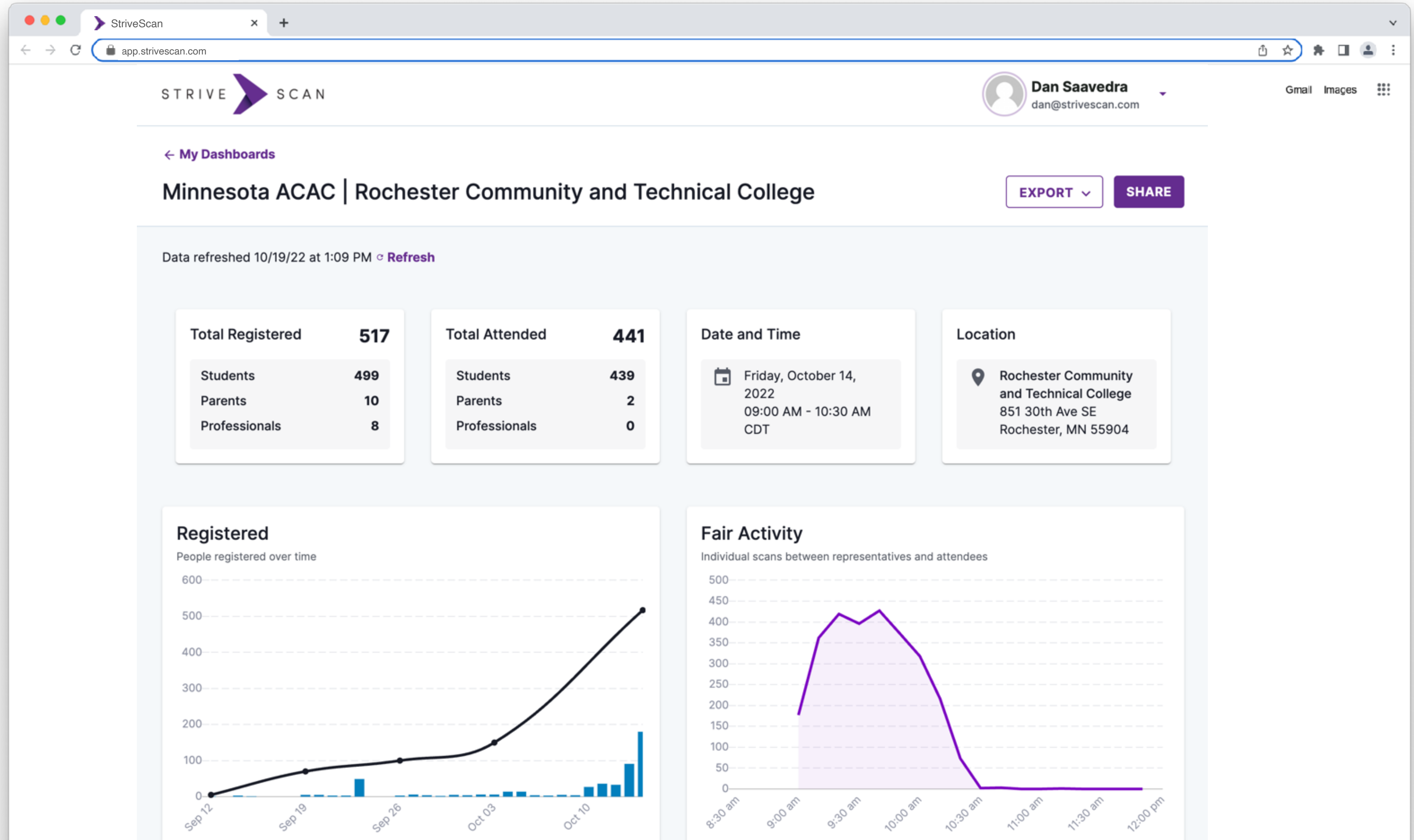
Class	Percent	Number
Class of 2023	20%	105
Class of 2024	68%	352
Class of 2025	8%	42
Parents	2%	10
Professionals	2%	8
Total		517

mapbox © Mapbox © OpenStreetMap Improve this map

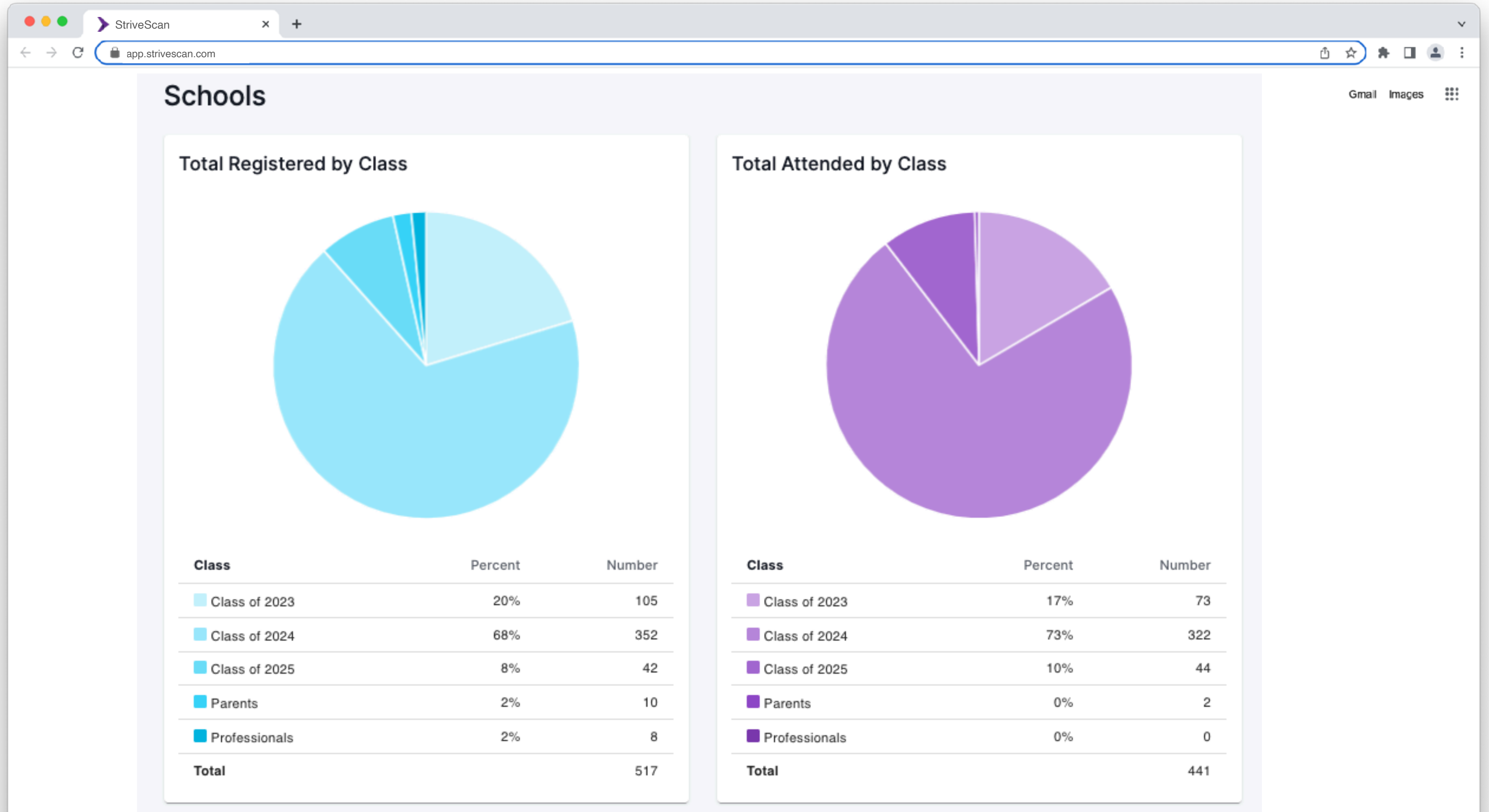
Schools Search schools 🔍

School	Registered ↓	Attended	Attended vs Registered	
SAINT MARGARETS EPISCOPAL SCH SAN JUAN CAPISTR, CA	117	0	<div style="width: 100%; height: 10px; background-color: #00aaff;"></div>	VIEW DETAILS
SAGE HILL SCHOOL NEWPORT COAST, CA	114	0	<div style="width: 100%; height: 10px; background-color: #00aaff;"></div>	VIEW DETAILS
TARBUT V TORAH CMNTY DAY SCHL IRVINE, CA	12	0	<div style="width: 100%; height: 10px; background-color: #00aaff;"></div>	VIEW DETAILS

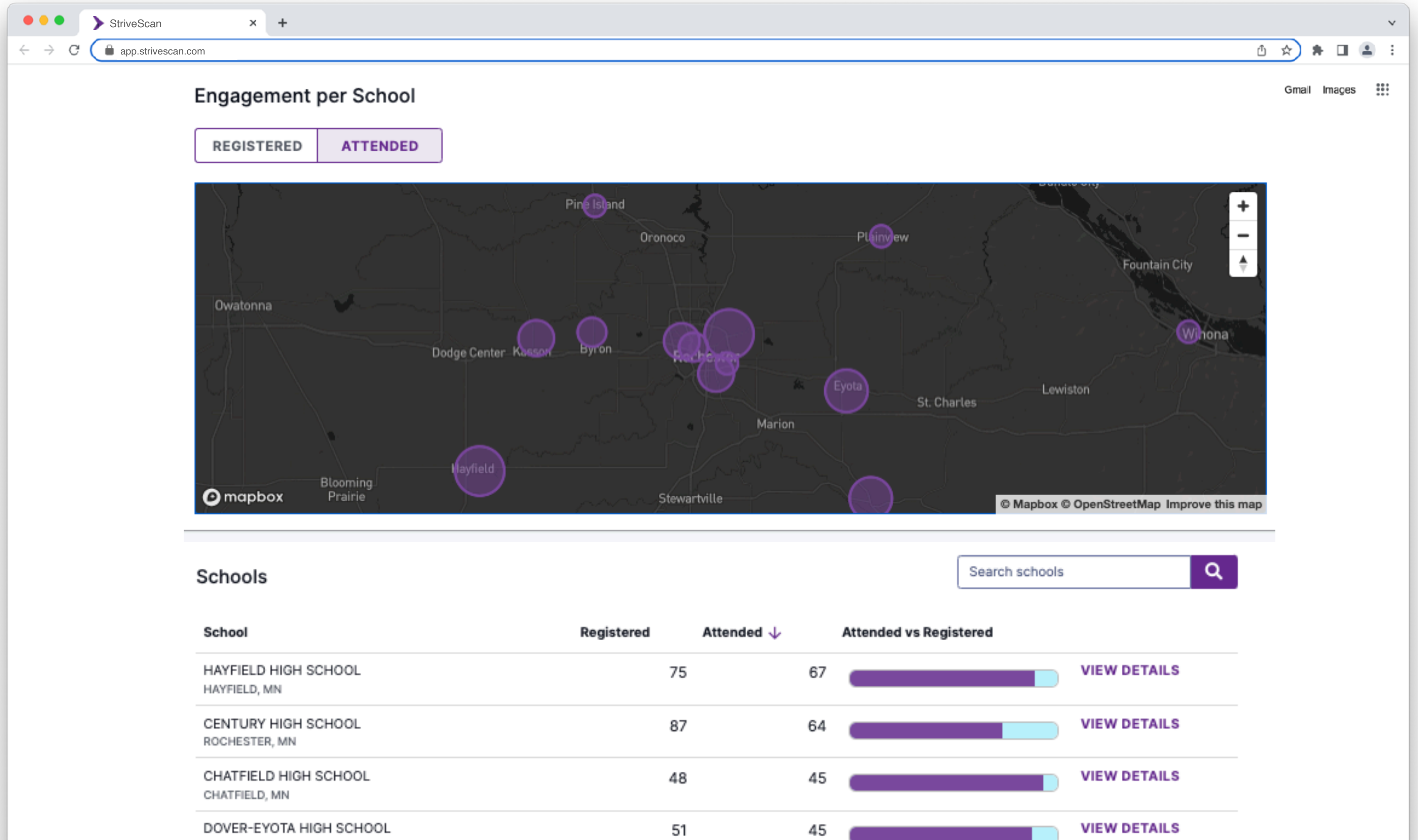
Dashboard



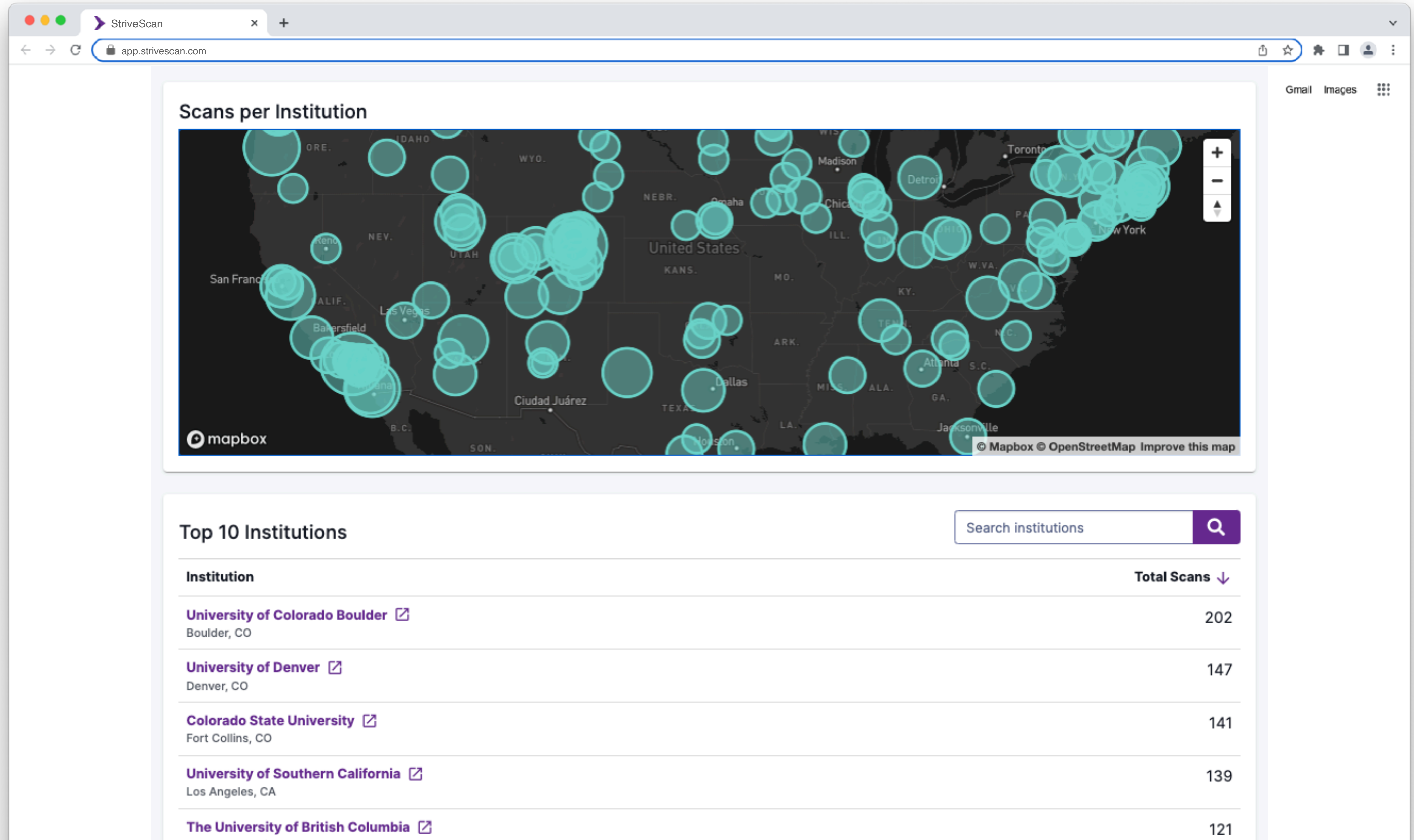
Dashboard



Dashboard



Dashboard



On-Site Registration

Materials to Print

Tool Kit Highlight: 2 of 3



We provide Quarter Sheets and student registration flyer with the same QR code and Snapchat code



On-Site Registration


Greeters are key!

They hand out Quarter Sheets which instruct students / families to go to **StriveFair.com**



On-Site Registration

Distribute bags, maps and other materials separately





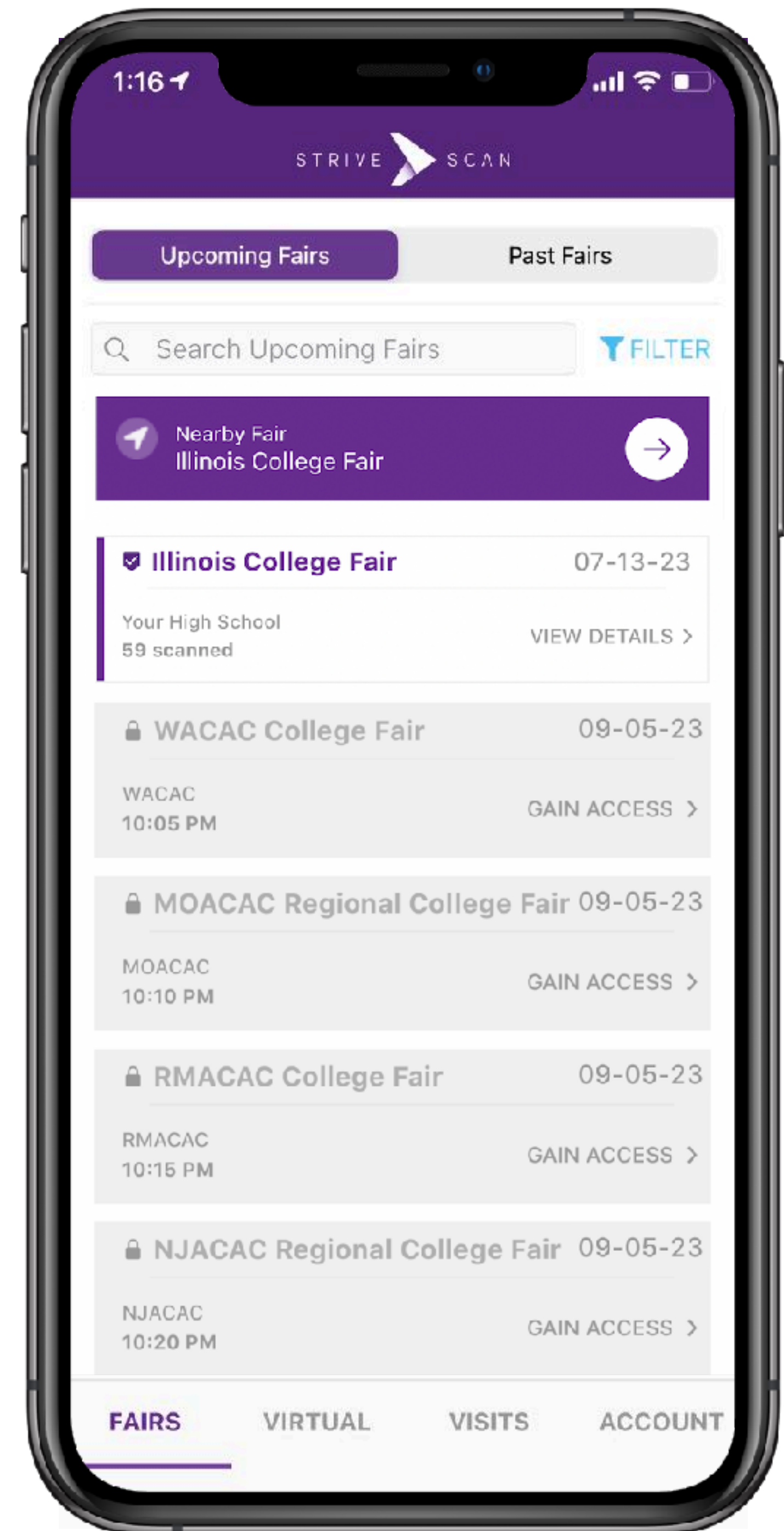
The StriveScan App



Download on the
App Store



GET IT ON
Google Play

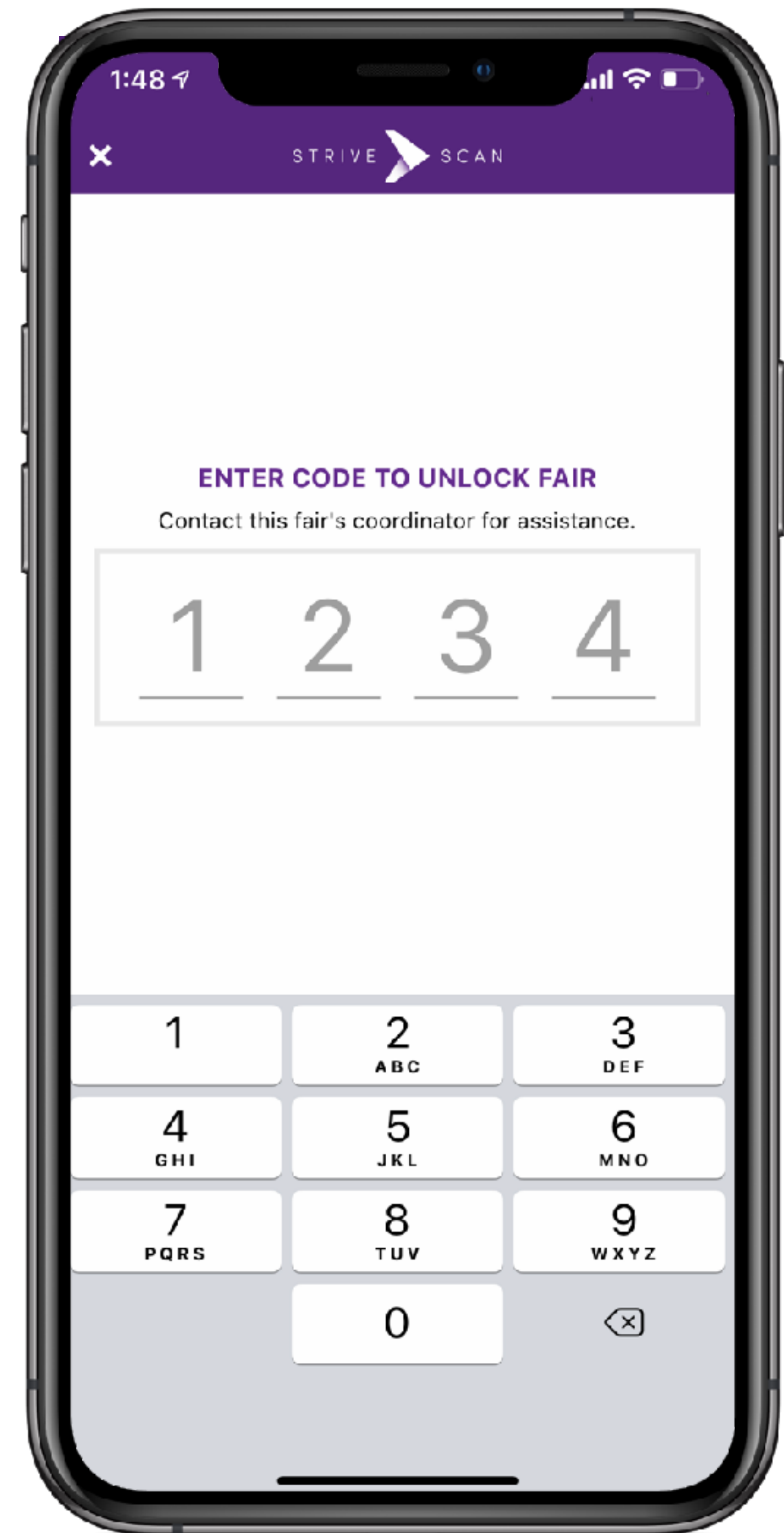


The StriveScan App

Scanning has been included with the fair registration

4 digit code to unlock the fair

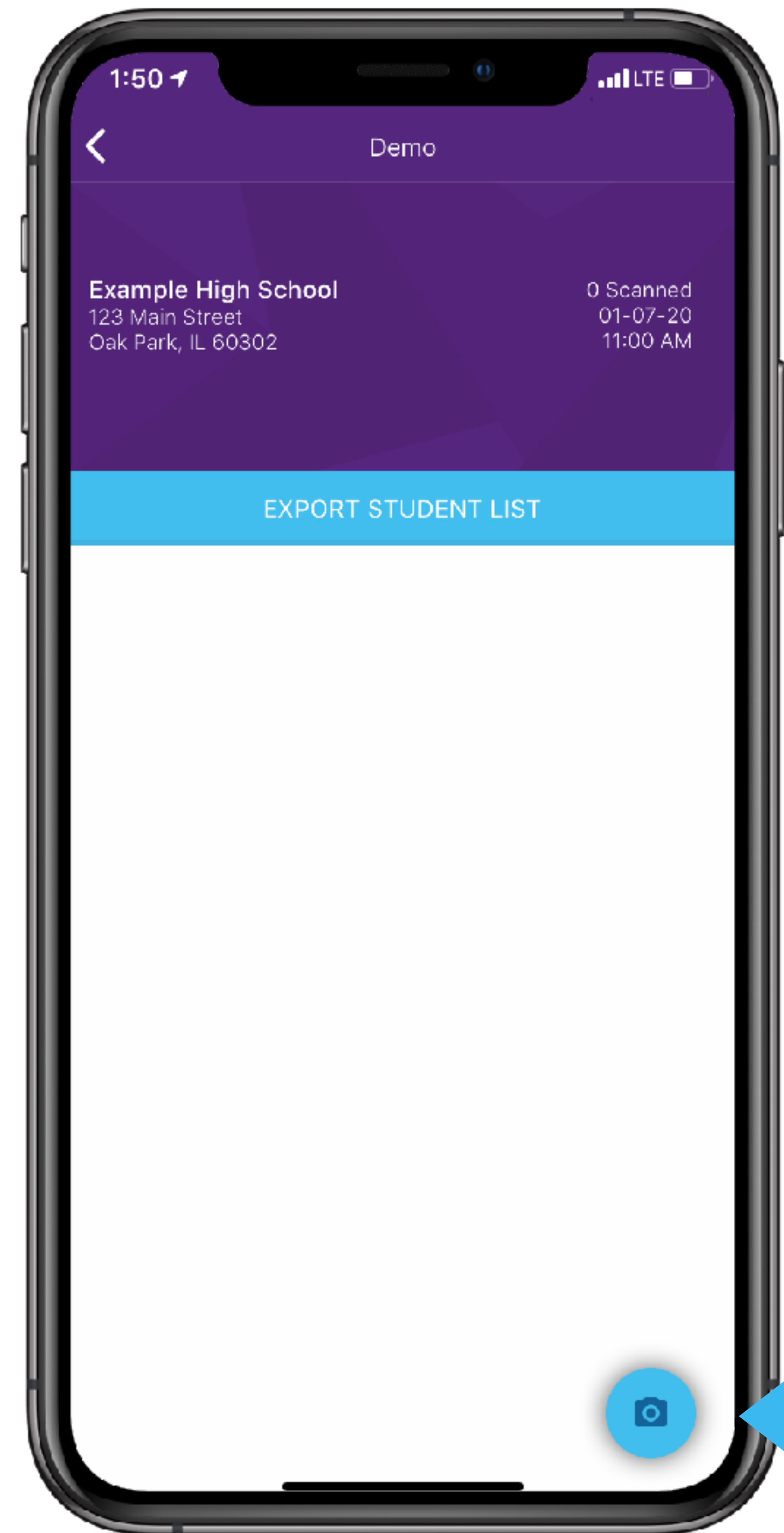
Emailed from our team to registered reps prior to the event



The StriveScan App

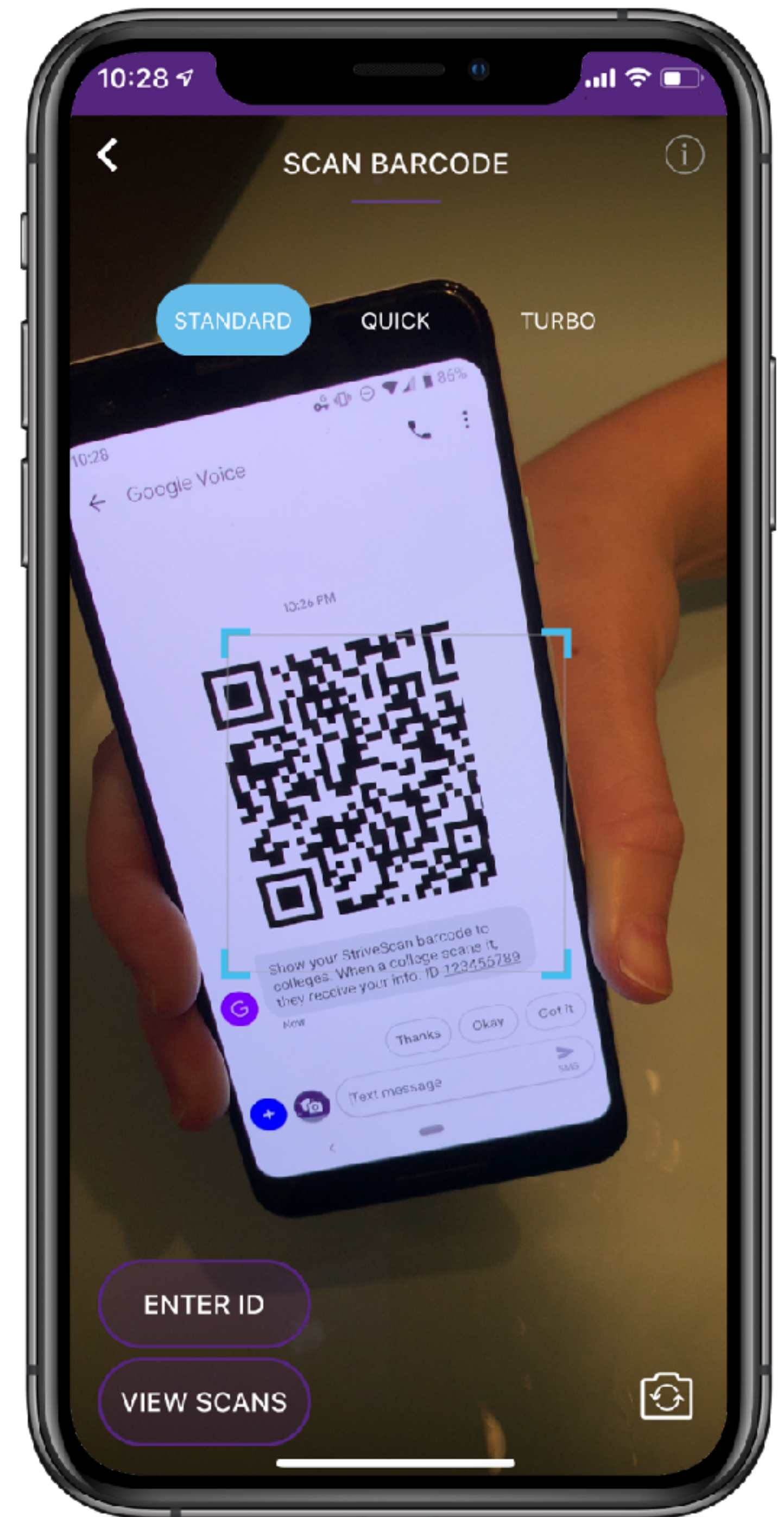
Camera appears the day of the fair

Click camera button to start scanning



The StriveScan App

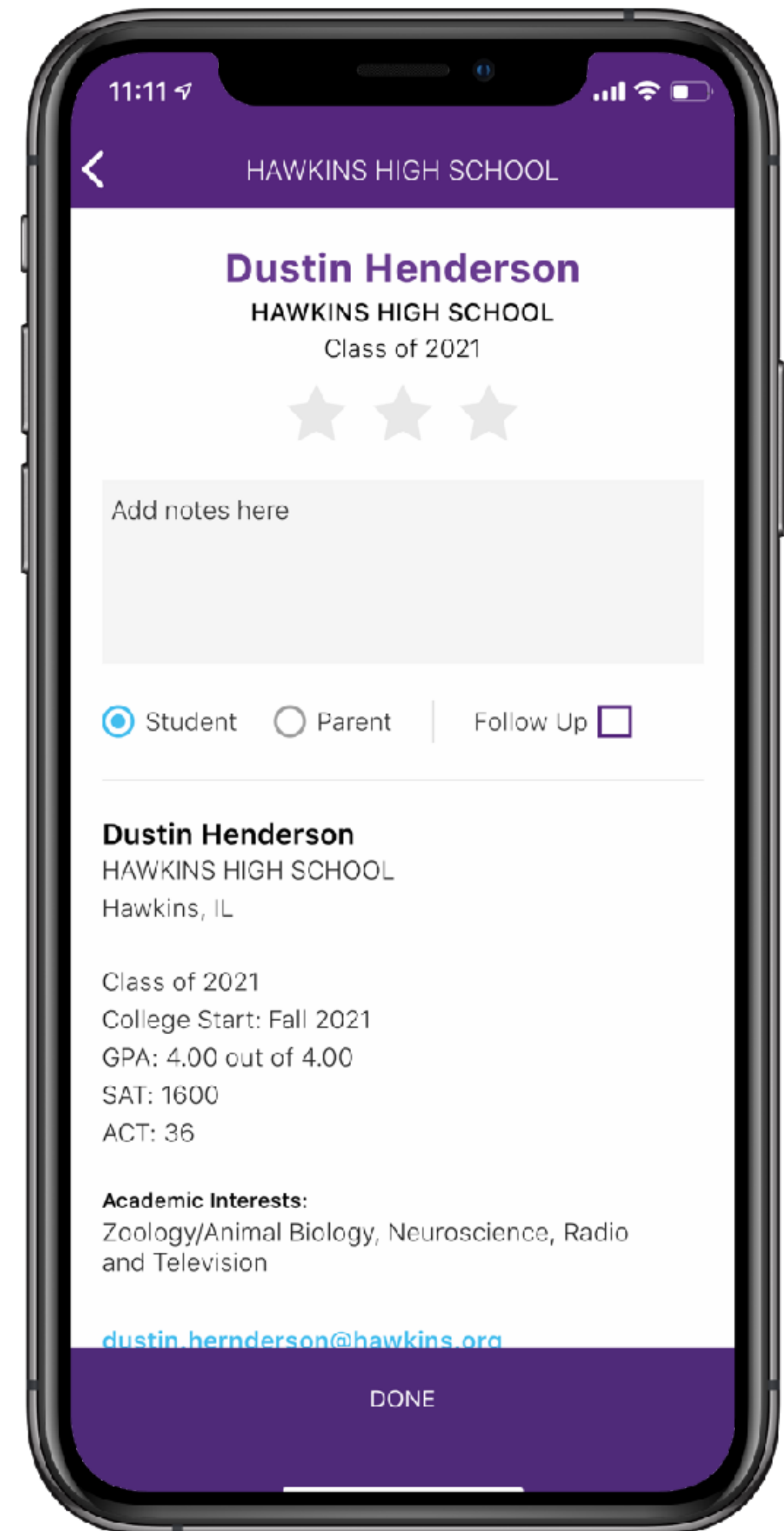
Rep places phone over the barcode



The StriveScan App

Instantly scans

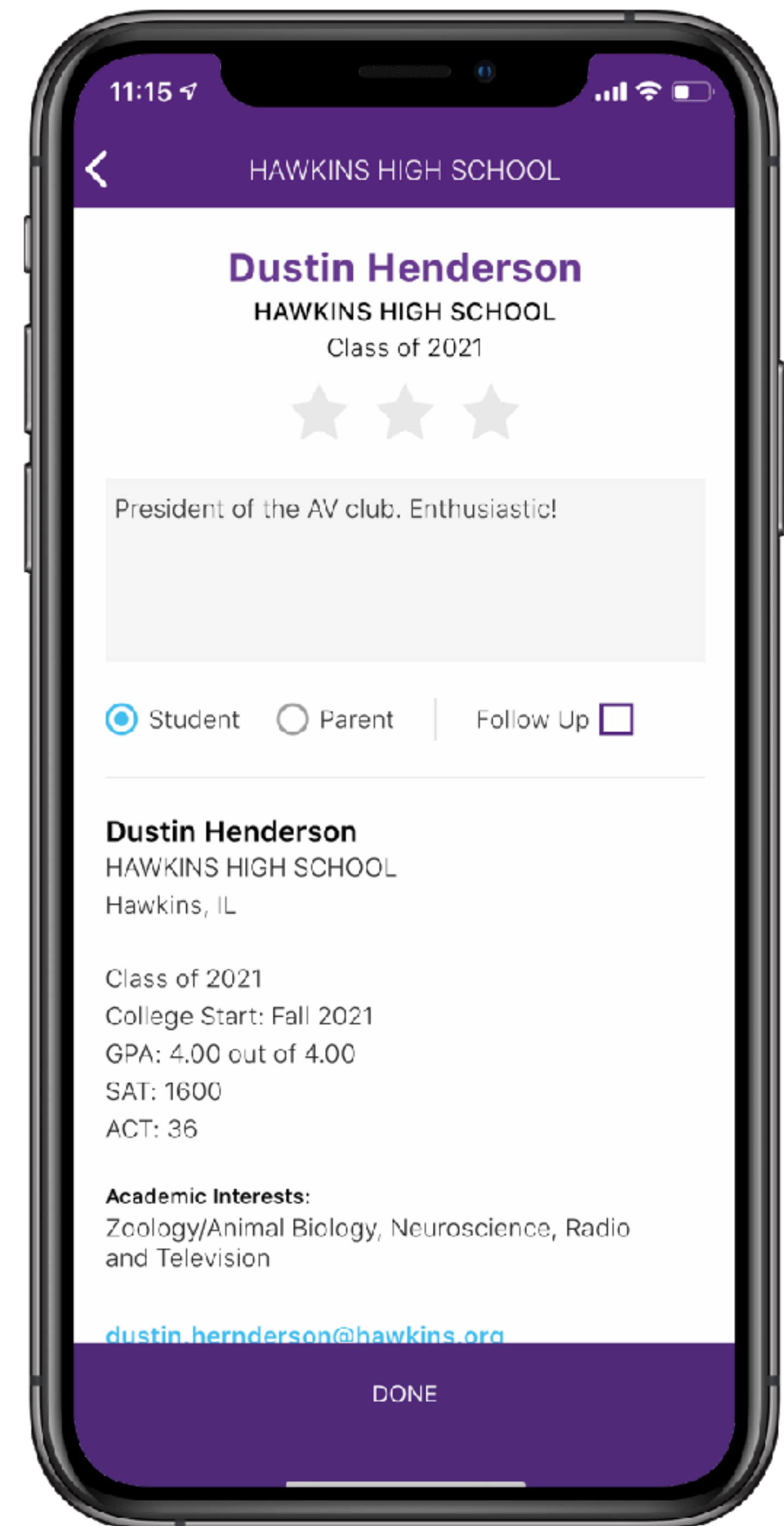
Student's full profile appears



The StriveScan App

Take notes about the student and the conversation

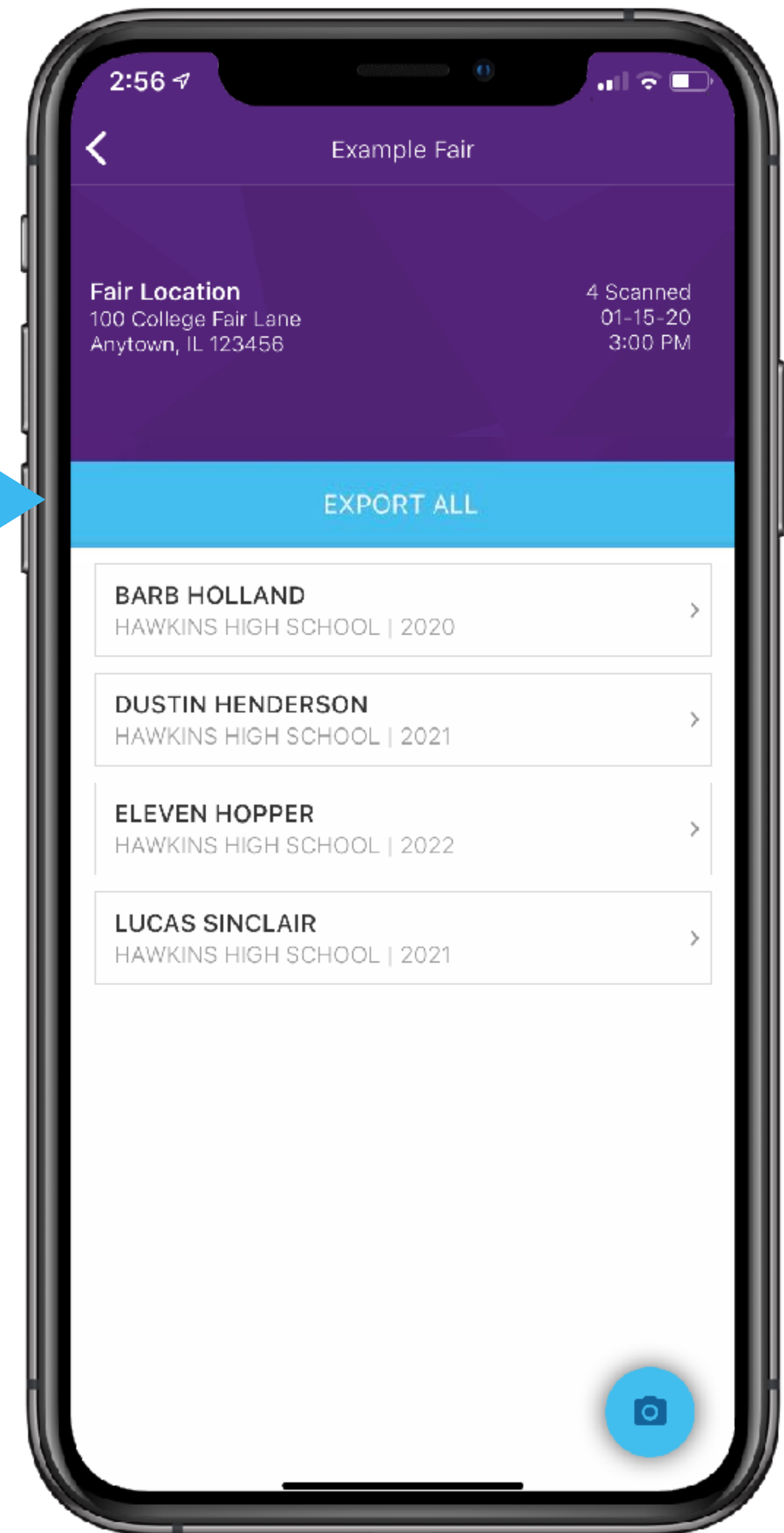
Rate the student's interest



The StriveScan App

Immediate on-demand access to the students met at the fair

At the end of the fair, click the Export button

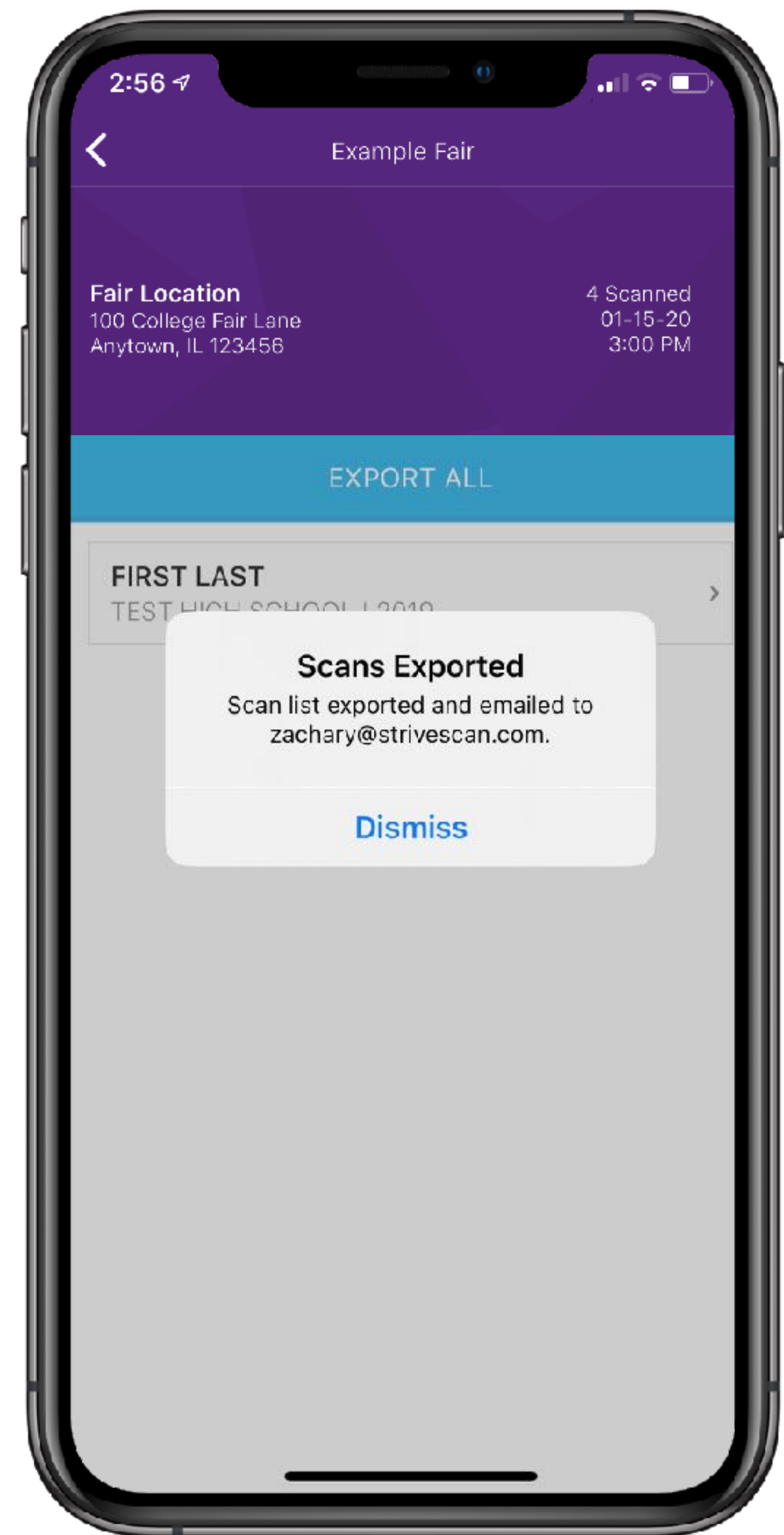


The StriveScan App


Export instantly emailed

Email contains secure link to download file

Download anytime through the app or website



Do Reps Need Internet



WiFi: Not necessary, but reps appreciate it

Reps can scan at the fair, even if there's no cell signal or internet available

Informing Reps

Fair Coordinator

Informs the reps of the use of StriveScan:

- Invitation Email
- Confirmation Email
- Final Reminders
- Feel free to include the Unlock Code

Sends us a list of reps attending 2 weeks prior

- Name, Email, Institution

StriveScan

Shares the  Tool Kit with sample language

Sends an outreach to registered reps

- How to download the app
- The Unlock Code & Scanning Tips
- 2 weeks prior, and a reminder 1 day prior

Informing Reps

Email to Colleges

 Tool Kit Highlight: 3 of 4

Greetings College Reps!

We are excited to announce that we are a StriveScan fair!

We have partnered with StriveScan to bring electronic student scanning to our college fair. Using the StriveScan mobile app, you will be able to easily scan students' barcodes to collect their information. This will save your institution the time and expense of processing hundreds of paper inquiry cards, while being environmentally-friendly and allowing students more time to have valuable conversations.

Learn more at www.StriveScan.com

Informing Reps

Unlock Code

 Tool Kit Highlight: 4 of 4

STRIVE  SCAN

CODE TO UNLOCK THIS FAIR

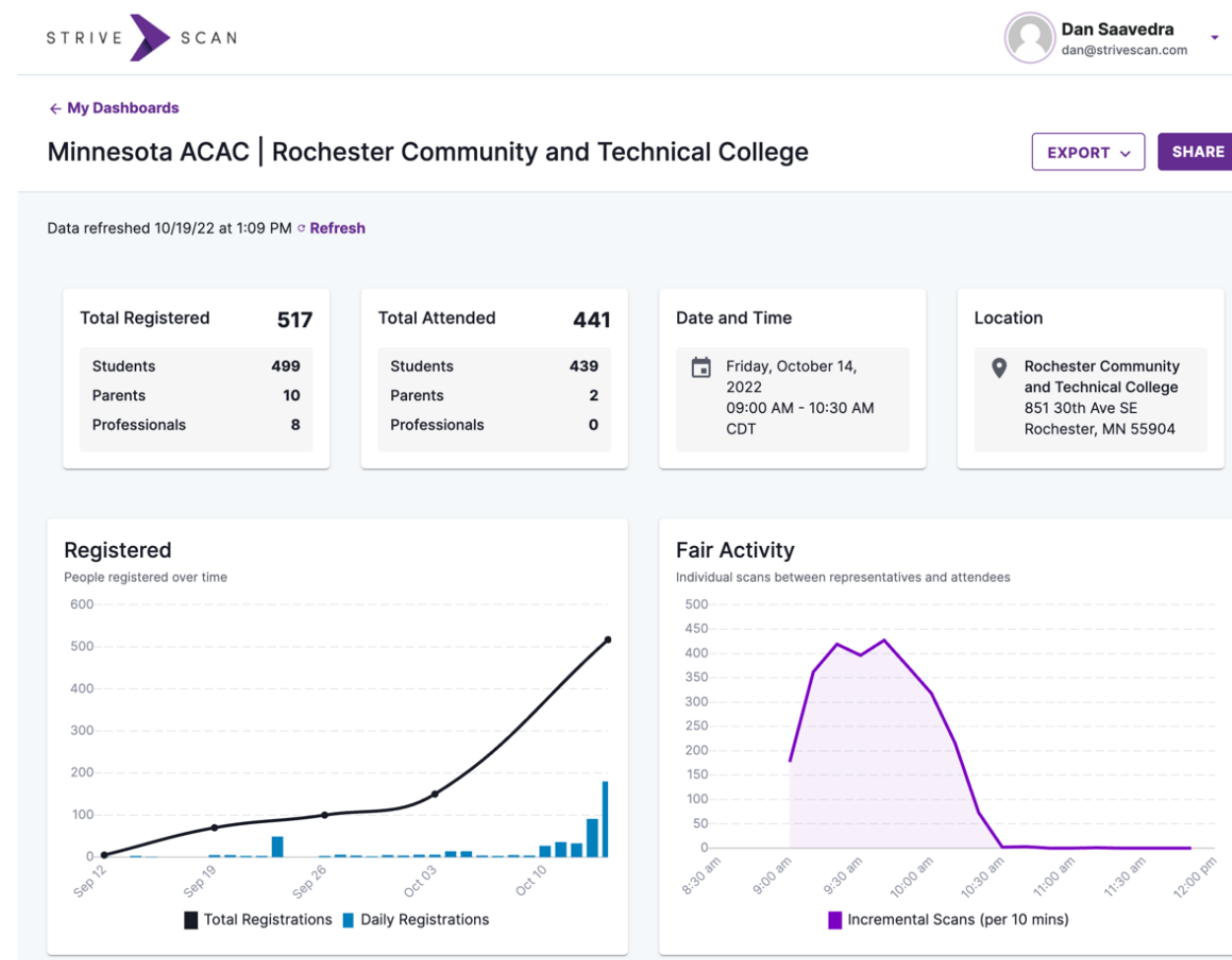
8 0 0 0

COLLEGE REPS:

In the StriveScan app, select this fair, then enter code to unlock.

Resources Provided

Dashboard



- Monitor student registration
- Share with collaborators
- Export on demand

Tool Kit

STRIVE SCAN

REGISTER FOR A BARCODE

STRIVEFAIR.COM

Use Snapchat or Camera app

Register now to get a barcode for the college fair. Show your barcode to colleges who will scan it to send you more information about their schools. It's free and saves you time. Tomorrow, you'll receive an email report with info on the colleges that scanned you.

REGISTER FOR YOUR BARCODE

1. ON YOUR PHONE, GO TO:
WWW.STRIVEFAIR.COM

or

SNAPCHAT: Press and hold down


CAMERA: Scan with your camera app

2. FILL OUT A SHORT REGISTRATION FORM TO GET YOUR BARCODE

3. SCAN YOUR BARCODE WITH COLLEGES TO RECEIVE MORE INFORMATION

- Sample Student Language
- Quarter Sheets & Flyers
- College Rep Invite Language
- College Rep Tip Sheet
- Unlock Code

Keys to Success

- Direct students to StriveFair.com when promoting your event
- Use your  Tool Kit for materials
 - **IMPORTANT:** Send email language to families and colleges

Print Quarter Sheets and Flyers

- Track your registrations with your dashboard
- Recruit greeters / volunteers to assist with on-site registration
- Have a great fair!

STRIVE



SCAN

College Fair Scanning

help@strivescan.com

2,500+ Institutions Scanning

